

TRAVELLER

AMBULANCE



AMBULANCE



Advanced Styling

Superior Performance

World Class Safety



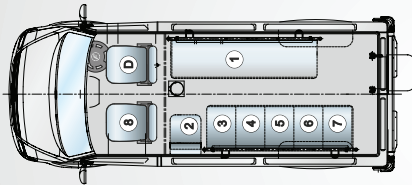
TRAVELLER AMBULANCE

ABS
with
EBD

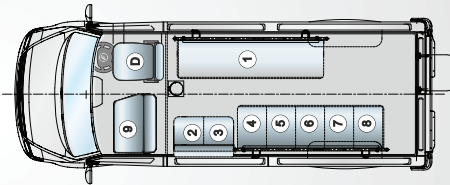
FORCE
MOTORS

SALIENT FEATURES

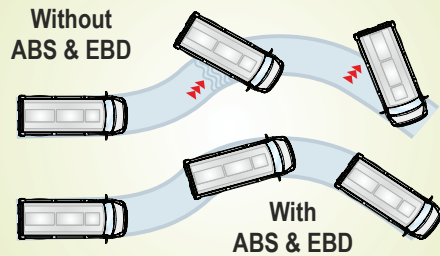
- Originally designed and produced by Mercedes Benz AG Germany as T1 Transporter, it is now manufactured in India by Force Motors as the Traveller.
- Monocoque body structure provides total safety and car like ride quality. Cathodic Electrodeposition of primer coat ensures superior corrosion protection and Robotic top coat application enhances paint gloss retention.
- Interiors are roomy and elegant. High roof version offers clear standing height enabling easy internal movement.
- NVH re-engineered to deliver significant reduction in noise, vibrations & harshness in the passenger area.
- Fitted with Fan, hooks for intra venous bottles and brackets for oxygen cylinder with adjustable straps.
- Comes with Factory made stretcher, medicine cabinet, wailing horn and signaling equipment.
- OPTIONAL FITMENTS :**
Air Conditioning



(8 + D + Patient) 3050 WB Ambulance



(9 + D + Patient) 3350 WB Ambulance



The Traveller Variants now come with Anti-Lock braking System (ABS) with Electronic Brake-force Distribution (EBD) for best in class safety. The ABS prevents wheels from locking when braking on a slippery or winding road. The EBD ensures brake force distribution taking into account the load on each of the wheels and helps to shorten the stopping distance.



Roomy Interiors - Factory made stretcher & Medicine Cabinet



Low Floor Height - Easy Entry & Exit



New front fascia with clear lens, head lamp & blinkers

TECHNICAL SPECIFICATIONS

ENGINE	TD 2650 FTI BS-III VE	TD 2200 BS-III	TD 2200 BS-IV
Emission	BS III	BSIII	BSIV
Type	4 cyl, DI, TCIC	4 cyl, 16V, DOHC, VGT, Dual Mass Fly Wheel	
Displacement	2596 cc	2149 cc	
Max Power	58 kW (79 Ps) @ 3200 rpm	95 kW (129 Ps) @ 3800 rpm	
Max Torque	220 Nm @ 1600 - 1800 rpm	300 Nm @ 1600 - 2400 rpm	
TRANSMISSION			
Type	Synchromesh		
No of gears	5 Forward, 1 Reverse (5th gear Overdrive)		
AXLES			
Front	Dead Rigid, I-Beam (Reverse Elliot Type)		
Rear	Live Rigid		
SUSPENSION			
Front	Semi elliptical leaf springs with hydraulic shock absorbers and anti roll bar		
Rear	Semi elliptical leaf springs with hydraulic shock absorbers		
Steering	Mechanical / Power Steering (optional)		
BRAKES			
Type	Hydraulic, dual circuit, vacuum assisted (ABS with EBD - optional)		
Front	4-Piston, ventilated, disc brakes with wear indicator		
Rear	Drum Brakes		
Parking	Mechanical on rear wheels		
Wheels & Tyres	215 / 75 R 15"		
Warranty	3year / 3 lac km, 7 Free Services	1.5 year / 1.5 lac km, 6 Free Services	
DIMENSIONS (mm)		WEIGHTS (kg)	
Wheel base	3050 3350	Max FAW	1490 1490
Overall Length	4935 5415	Max RAW	2020 2020
Overall Width	1975 1975	Max GVW	3510 3510
Overall Height	2550 2550	Turning Radius (m)	6 6.5
Overhang Front	900 900	Seating Capacity	7+D+1 Patient 8+D+ 1 Patient
Overhang Rear	985 1165	NOTE : On account of continuous Research and Development, specifications are subject to change. The data included herein is to be regarded as approximate. Accessories shown may not necessarily be part of standard equipment.	
Ground Clearance	210 210		
Fuel Tank Capacity	70 Liters 70 Liters		

FORCE MOTORS LIMITED

CIN L34102PN1958PLC011172
Mumbai Pune Road, Akurdi, Pune - 411 035

Visit us at : www.forcemotors.com

Authorised Dealer :

**BELHASA MOTORS
COMPANY (L.L.C.)**



شركة باحسا
للسيارات (ذ.م.م.)

PO BOX : 61627, Dubai UAE
Tel : 043472050, Mob : 0506517646
Email : force@belhasa.ae